



Ministry of Finance



₹1,44,616 crore gross GST Revenue collection for June 2022; increase of 56% year-on-year

Gross GST collection in June 2022 is the second highest collection next to the April 2022 collection

GST collection crosses ₹1.40 lakh crore mark 5th time since inception of GST; 4th month at a stretch since March 2022

Posted On: 01 JUL 2022 2:56PM by PIB Delhi

The gross GST revenue collected in the month of June 2022 is **₹144,616 crore** of which CGST is **₹25,306 crore**, SGST is **₹32,406 crore**, IGST is **₹75887 crore** (including ₹40102 crore collected on import of goods) and cess is **₹11,018 crore** (including ₹ 1197 crore collected on import of goods). **The gross GST collection in June 2022 is the second highest collection next to the April 2022 collection of ₹1,67,540 crore.**

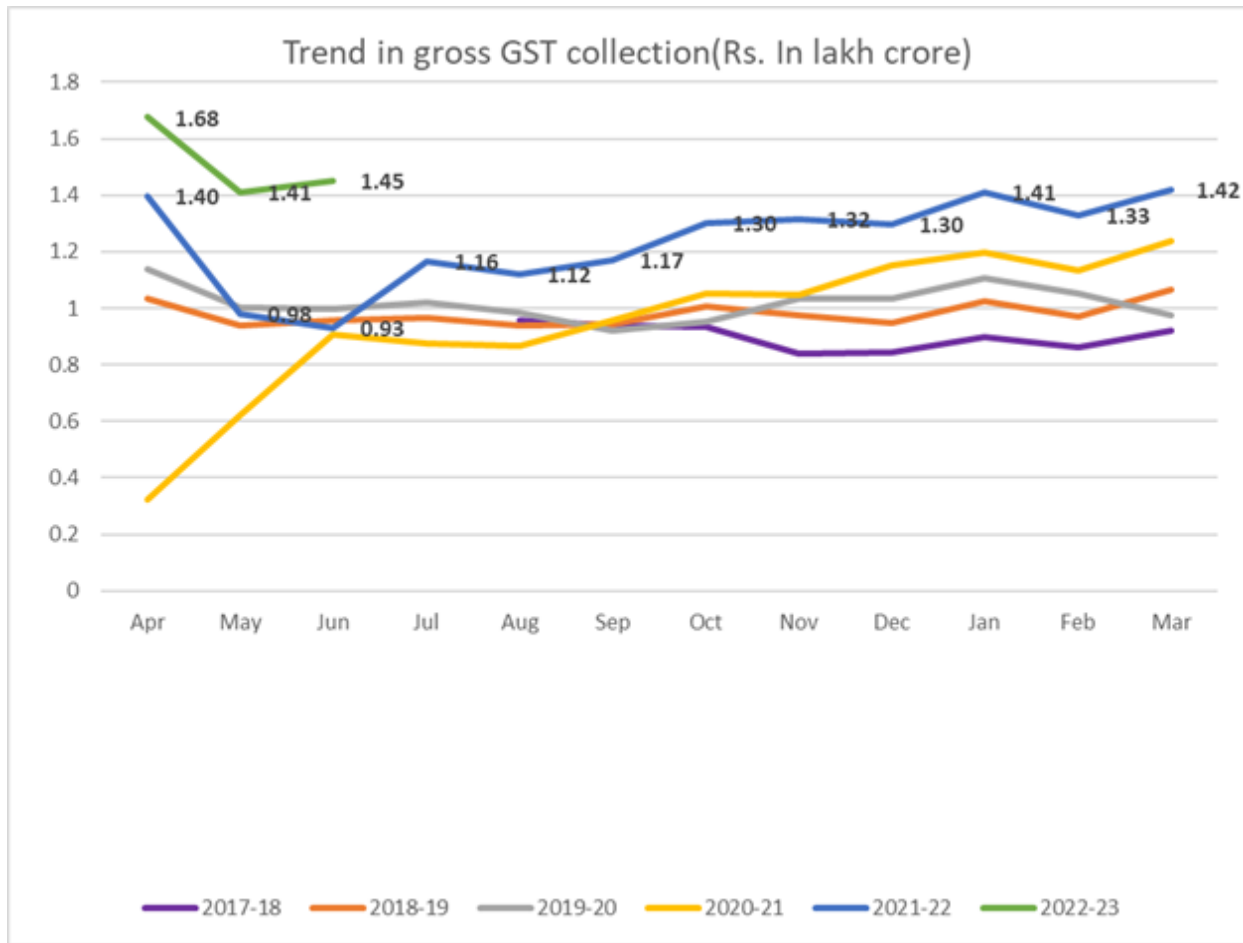
The government has settled ₹29,588 crore to CGST and ₹24,235 crore to SGST from IGST. In addition, Centre has also settled ₹27,000 crore of IGST on ad-hoc basis in the ratio of 50:50 between Centre and States/UTs in this month. The total revenue of Centre and the States in the month of June 2022 after regular and adhoc settlement is ₹68,394 crore for CGST and ₹70,141 crore for the SGST.

The revenues for the month of June 2022 are **56% higher** than the GST revenues in the same month last year of ₹92,800 crore. During the month, revenues from import of goods was 55% higher and the revenues from domestic transaction (including import of services) are 56% higher than the revenues from these sources during the same month last year.

This is the fifth time the monthly GST collection crossed ₹1.40 lakh crore mark since inception of GST and fourth month at a stretch since March 2022. The collection in June'2022 is not only be the second highest but also has broken the trend of being low collection month as observed in the past. Total number of e-way bills generated in the month of May 2022 was 7.3 crore, which is 2% less than 7.4 crore e-way bills generated in the month of April 2022.







The average monthly gross GST collection for the first quarter of the FY 2022-23 has been ₹1.51 lakh crore against the average monthly collection of ₹1.10 lakh crore in the first quarter of the last Financial year showing an increase of 37%. Coupled with economic recovery, anti-evasion activities, especially action against fake billers have been contributing to the enhanced GST. The gross cess collection in this month is the highest since introduction of GST.







The chart below shows trends in monthly gross GST revenues since 2017-18. The table shows the state-wise figures of GST collected in each State during the month of June 2022 as compared to June 2021.



State-wise growth of GST Revenues during June 2022^[1]

State	Jun-21	Jun-22	Growth
Jammu and Kashmir	300	372	24%
Himachal Pradesh	519	693	34%
Punjab	1,111	1,683	51%

 Chandigarh	120	170	41%
 Uttarakhand	702	1,281	82%
 Haryana	3,801	6,714	77%
 Delhi	2,656	4,313	62%
 Rajasthan	2,176	3,386	56%
 Uttar Pradesh	4,588	6,835	49%
Bihar	889	1,232	39%
Sikkim	212	256	21%
Arunachal Pradesh	33	59	77%
Nagaland	30	34	11%
Manipur	22	39	78%
Mizoram	17	26	49%
Tripura	43	63	47%
Meghalaya	105	153	46%
Assam	662	972	47%
West Bengal	2,744	4,331	58%
Jharkhand	2,032	2,315	14%
Odisha	3,000	3,965	32%
Chhattisgarh	2,230	2,774	24%

 Madhya Pradesh	2,098	2,837	35%
 Gujarat	6,128	9,207	50%
 Daman and Diu	0	0	-13%
 Dadra and Nagar Haveli	243	350	44%
 Maharashtra	13,722	22,341	63%
 Karnataka	5,103	8,845	73%
Goa	256	429	67%
Lakshadweep	0	1	33%
Kerala	998	2,161	116%
Tamil Nadu	4,380	8,027	83%
Puducherry	104	182	75%
Andaman and Nicobar Islands	12	22	94%
Telangana	2,845	3,901	37%
Andhra Pradesh	2,051	2,987	46%
Ladakh	6	13	118%
Other Territory	127	205	61%
Centre Jurisdiction	164	143	-12%
Grand Total	66,229	1,03,317	56%



RM/MV/KMN



[1] *Does not include GST on import of goods*



Release ID: 1838523) Visitor Counter : 291